



Pulp & Paper

- Inline analytical technology for:
- concentration & density
 - liquor process control
 - black liquor
 - green liquor
 - white liquor
 - evaporator cascade
 - gas scrubbers

Increasing c

With high

Robust, ac



LiquiSonic®

quality, **saving resources: LiquiSonic®.**

-value, **innovative sensor technology.**

curate, **user-friendly.**

LiquiSonic® is an inline analytical system for determining the concentration in liquids directly in the production process. The analyzer is also used for phase separation and reaction monitoring. Sensor installation within the product stream means an extremely fast measurement that responds immediately to process changes.

User benefits include:

- optimal plant control through online and real-time information about process states
- maximized process efficiency
- increased product quality
- reduced lab costs
- immediate detection of process changes
- energy and material savings
- instant warning of interruptions in the process water or process liquid
- repeatable measuring results

LiquiSonic's® 'state-of-the-art' digital signal processing technology guarantees highly accurate, fail-safe measuring of absolute sonic velocities and liquid concentrations.

Integrated temperature detection, sophisticated sensor design, and know-how from SensoTech's extensive measurement history in numerous applications promises users a highly reliable, long-lived system.

Advantages of the measuring method are:

- absolute sonic velocity as a well-defined and retraceable physical quantity
- independence from conductivity, color or optical transparency of the process liquid
- installation directly into pipes, tanks or vessels
- robust, all-metal, gasket-free sensor design with no moving parts
- corrosion-resistant by using special material
- maintenance-free
- use in temperatures up to 200 °C (390 °F)
- accurate, drift-free measurements
- stable measurements even amid gas bubbles
- controller connection capacity reaching up to four sensors
- data transmission via fieldbus (Profibus DP, Modbus), analog outputs, serial interface or Ethernet



Inline process analysis

Contents

1	Applications	6
1.1	Sulfate process	7
1.1.1	Black liquor	7
1.1.2	Green and white liquor	8
1.2	Customer benefits	8
1.3	Additional applications	9
1.3.1	Phase detection and separation	10
1.3.2	Gas scrubber	11
2	LiquiSonic® system	12
2.1	LiquiSonic® 20 and 30	13
2.2	LiquiSonic® 40	14
2.3	Accessories	15
2.3.1	Controller and field housing	15
2.3.2	UMTS router	15
2.3.3	Fieldbus	15
2.3.4	Network integration	15
3	Quality and support	16

1 Applications



1.1 Sulfate process

One of the most important processes in the pulp and paper industry is the alkaline sulphate process where lignin is separated from the fibrous material. Due to economic and environmental reasons, the chemicals used in this process need to be recycled.

In the recycling process the black liquor will be concentrated and burned to remove organic materials like lignin. This recovery process generates - in addition to energy - a smelt with high salt content, the base material for green liquor. Through causticizing with lime, the sodium carbonate in green liquor is converted to sodium hydroxide, re-used in white liquor for the next pulping process.

By using LiquiSonic® analyzers, each process step can be inline monitored and set in an optimal way. The LiquiSonic® system provides an optimized quality control and productivity increase, especially through fast process monitoring while liquor recycling.

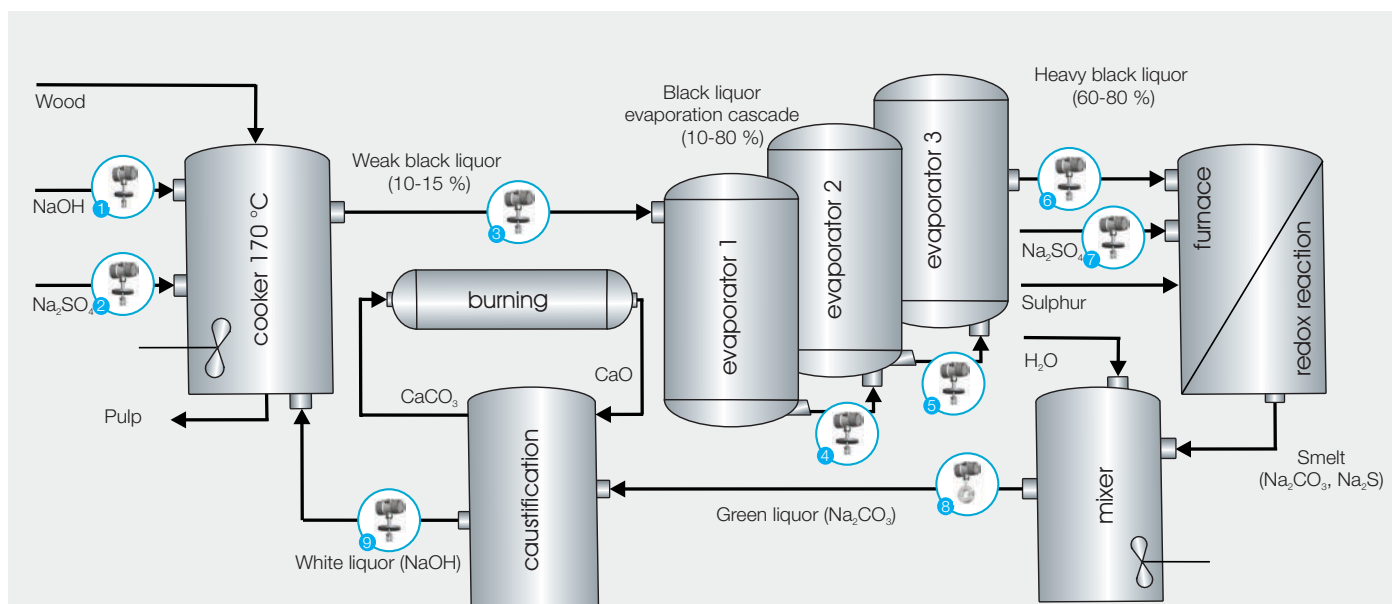
1.1.1 Black liquor

The base materials in the kraft or sulfate process are wood chips and alkaline cooking liquor, which mainly consist of recycled white liquor, hot caustic soda (NaOH) and Na_2SO_4 .

The cooking at typically 170°C is also known as delignification process, where lignin is separated from the fibrous material and pulp. The resulting black liquor contains NaOH, Na_2SO_4 , lignin, carbohydrates and hemicellulose. In multiple black liquor recovery evaporators the dry matter is increased from 10-15 % up to 70 %.

LiquiSonic® provides a robust and accurate concentration monitoring and enhances operational safety, because too high water content would interrupt the burning process.

LiquiSonic® PFA coated flange sensors work maintenance and drift free over years, no cleaning adapter is needed, even for alkaline, hot liquids with highly coating tendencies.



Measuring point	Installation	Measuring task
1, 2, 7	pipe	incoming goods control
3 - 6	pipe in evaporator cascade	black liquor evaporation monitoring
8	pipe to caustification	green liquor concentration control
9	pipe to cooker	recycled white liquor control

LiquiSonic® measuring units in the sulfate process

1.1.2 Green and white liquor

In the black liquor furnace process an inorganic salt-rich smelt is formed. The molten salts sediment on the ground of the recovery boiler and have to be diluted by water or weak white liquor. The result of this process is green liquor, rich in Na_2S and Na_2CO_3 .

The green liquor is often collected in a separate stabilizing tank before it is clarified. While clarification of green liquor, dregs have to be removed. The clarified green liquor is used for the following causticizing, a recycling step, where CaO lime is used to regenerate NaOH for white liquor.

LiquiSonic® convinces customers with quality improvement, like real-time green liquor concentration monitoring for optimally regulated lime dosage in causticizing. This increases the recovery process efficiency, lime burning recycle numbers and white liquor quality. Finally LiquiSonic® saves money and protects the environment.

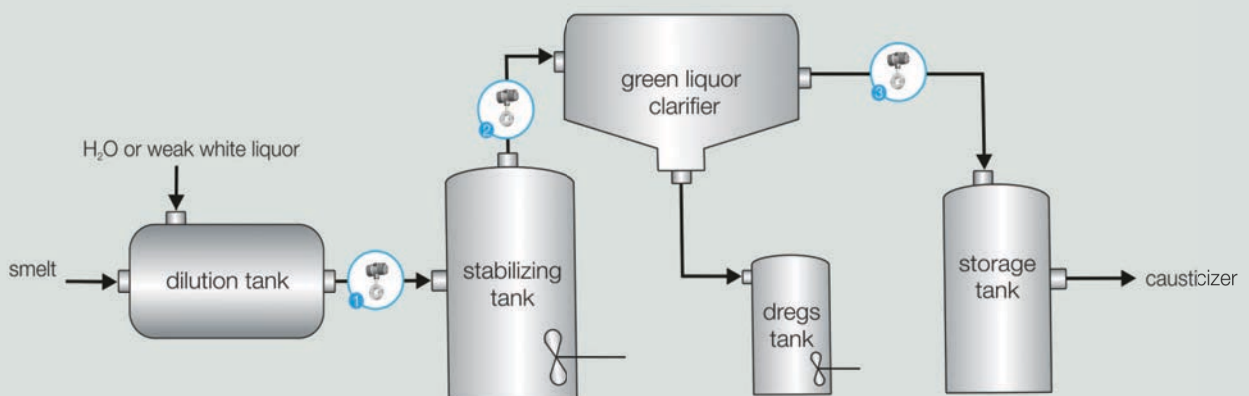
1.2 Customer benefits

The LiquiSonic® technology offers customers in the pulp and paper industry, numerous advantages:

- robust and maintenance free even for hot (up to 200°C) and high coating liquors
- layer-free, no steam wash system necessary
- no frequent mounting and dismounting for maintenance and cleaning
- reduced laboratory costs
- highly accurate inline concentration measurement of green, black and white liquor (up to ± 0.1 wt%)
- ideal lime dosage in causticizing
- enhancement of operational safety

The LiquiSonic® flange sensor is easily installed into pipelines transporting liquor. The PFA-coating guarantees minimal maintenance and highly accurate measurement over years, even for alkaline, hot liquids with highly coating tendencies.

By using the LiquiSonic® controller 30, up to four sensors can be connected, allowing the simultaneous monitoring of several measuring tasks in the pulp and paper plant.



Measuring point	Installation	Measuring task
1	pipe after dilution	process monitoring of recycling process
2	pipe to clarifier	determination of green liquor concentration
3	pipe after clarifier	concentration measurement for subsequent causticizing

LiquiSonic® flange sensors for green liquor monitoring

1.3 Additional applications

The LiquiSonic® systems are used in many fields of application particularly in the pulp and paper industry:

- rapid detection of transitions between product and carrier phases
- concentration measurements at different process steps related to quality and safety
- concentration measurement in complex mixtures of substances (multi-component analysis) to control procedural processes

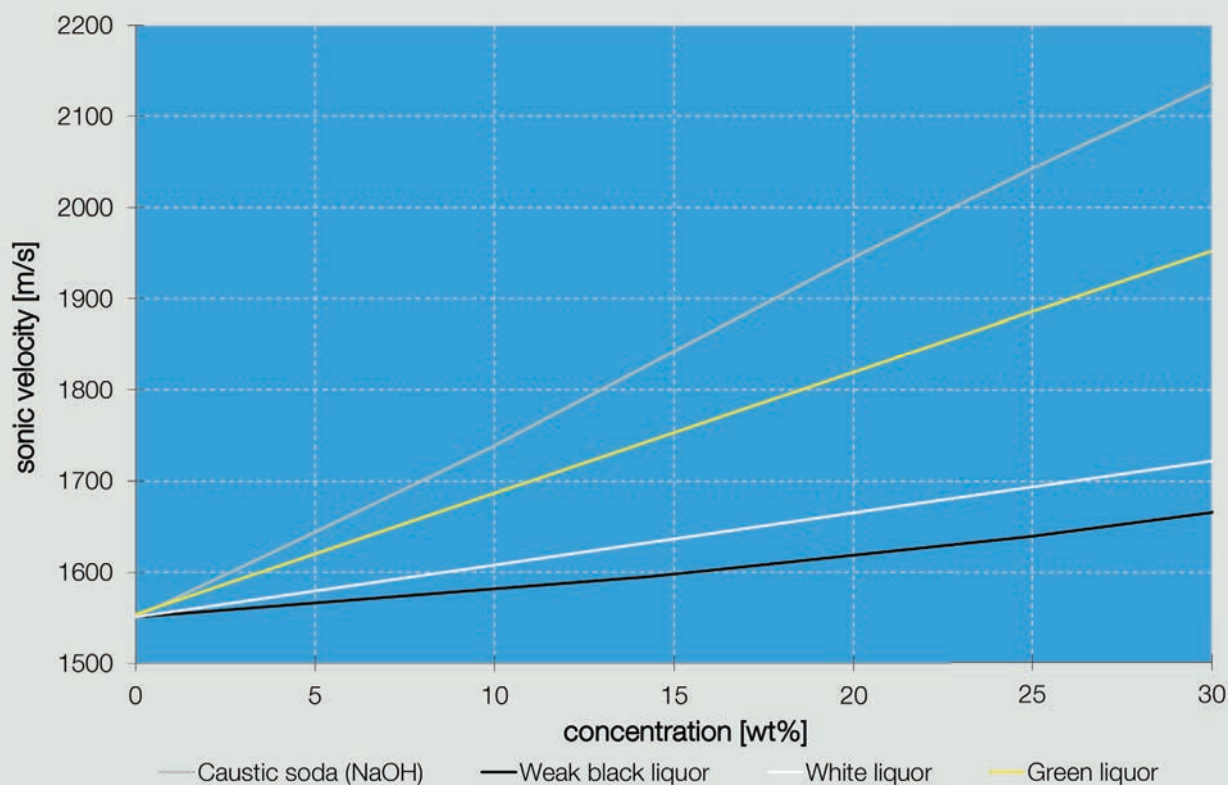
LiquiSonic® sensors provide clear and temperature compensated concentration values for different process liquids. For the following measuring tasks the analyzer system is well-suited :

- incoming goods control
- concentration limit control
- rapid phase detection and separation, e.g. turpentine in water
- paper treatment, e.g. silicon for printing
- sulfite process, e.g. red liquor
- multi-component analysis, e.g. gas scrubber

LiquiSonic® systems provide excellent results, for example with the measurement of the following process liquids:

acids	HCl, H ₂ SO ₄ , H ₃ PO ₄ , HF, HNO ₃
bases	NaOH, KOH
inorganic substances	Na ₂ SO ₃ , Na ₂ S, KCl, ammonium sulfate
organic substances	ethanol, methanol, formaldehyde, hexane
surface treatment	coating agent, resin, turpentine, silicon, cleaning agent
scrubbing liquids	NaOH/NaCl+Na ₂ CO ₃ , NaOH/NaOCl+NaCl, K ₂ CO ₃ /KHCO ₃

LiquiSonic® inline monitoring in pulp and paper liquors



1.3.1 Phase detection and separation

Different product phases must be separated safely from carrier phases during many process engineering intermediate steps. This is done both in continuous and batch processes.

This is often done in batch processes by changing manually valves as well as by visual observation of phase transitions. Usually, sight glasses are used to observe the transitions visually. But this procedure is characterized by a low reproducibility. When using a LiquiSonic® immersion type sensor, the mentioned procedure is realized automatically.

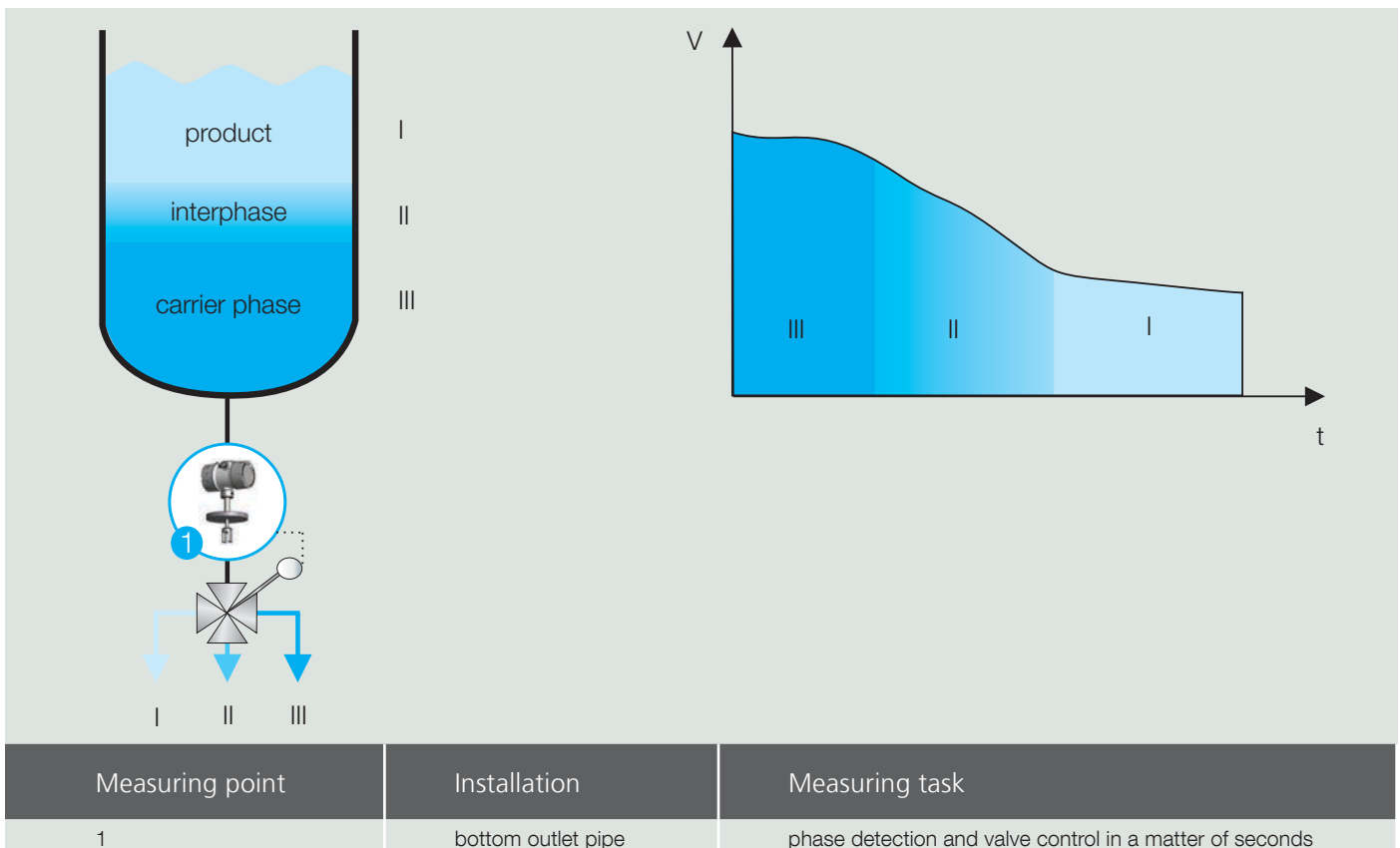
The curve of the sonic velocity shows a typical and significant change of the signal between the individual phases. LiquiSonic® provides a clear signal to separate the product and carrier phase safe and reproducible. In particular, the very fast response time of the sensor within a few seconds enables a high selectivity that results with corresponding substance conversions immediately as remarkable product saving.

Similar to this is the application of LiquiSonic® in continuous phase separations. Here two sensors allow to control continuously the liquid feed and the phase flows to be separated in the settling tank. This enables an improved plant capacity connecting with increased product yields.

LiquiSonic® examples for application:

- turpentine / water
- silicone resin phases
- fatty alcohol phases in wastewater
- epoxy resin phases
- polyether phases

Compared to conductivity sensors, LiquiSonic® sensors can also be used in the most different separation processes from aqueous into organic phases or vice versa. The continuous measurement allows to regulate almost any separating ranges within the transition or slurry phases. The trend view of the controller shows directly the signal waveform. At the same time, it is possible to adjust thresholds for parameterization of digital controller outputs. For stand-alone solutions, these outputs can directly switch available diverter valves or valve clusters.



Phase separation in batch processes

1.3.2 Gas scrubber

A number of process liquids consists of three main components. Typical examples are:

- caustic soda / sodium chloride in water
- methanol / formaldehyde in water
- hydrochloric acid / iron in water

The LiquiSonic® 40 system also determines the concentration of each component even in these mixtures of multi-component by using an additional physical quantity. Conductivity sensors are primarily used in this measurement.

At gas scrubbers and neutralization columns in particular, the continuous monitoring of the concentration of NaOH and NaCl is required for:

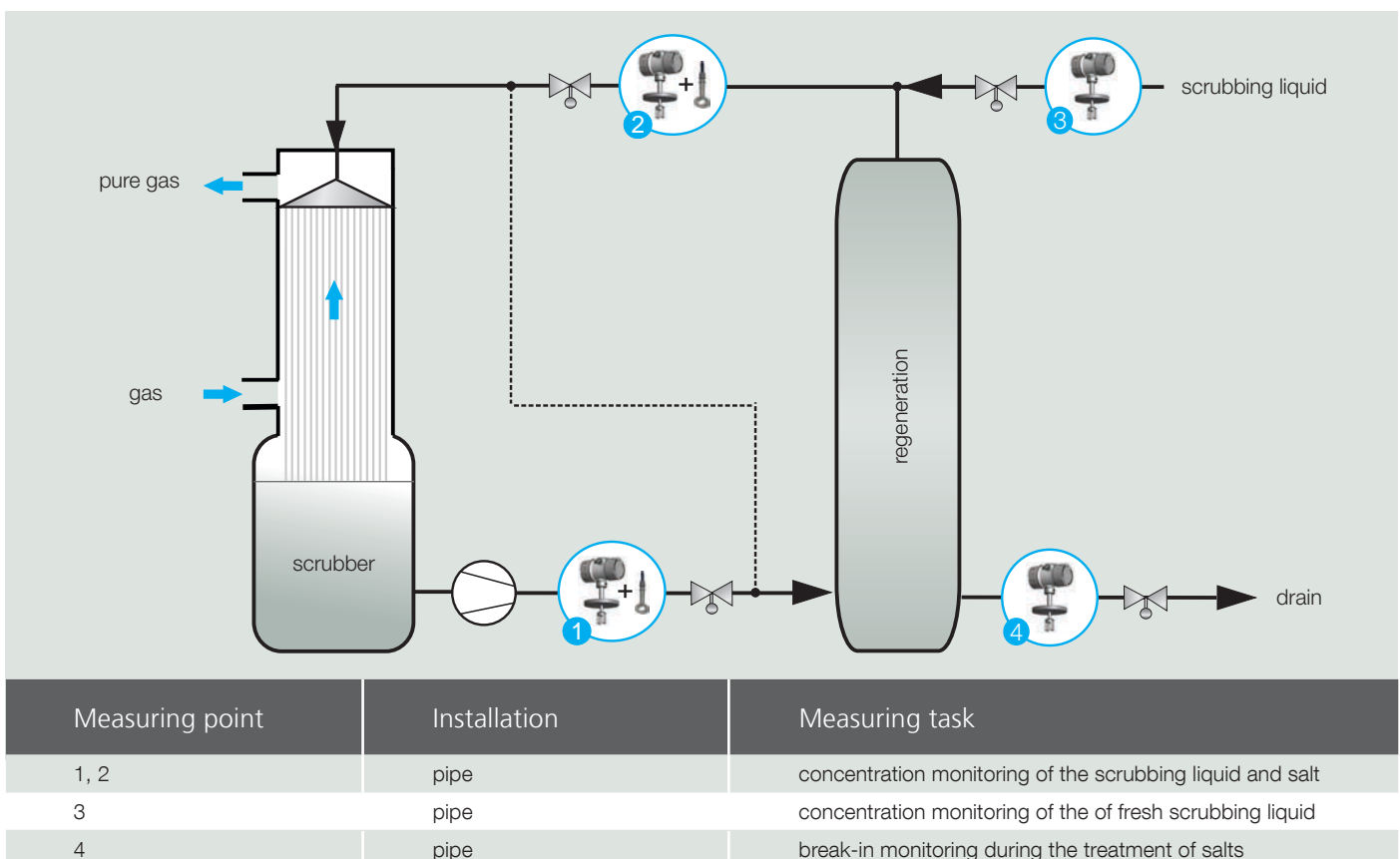
- reduction of using caustic soda by concentration controlled operation
- avoiding corrosion through unneutralized acid process liquid
- ensures consistent plant and system safety, even in emergency case (Emergency Vent Scrubber)
- keep liquid concentration in range of maximum solubility
- avoid underdosing as well as overdosing
- optimal refreshing control, no salt overload

Compared to the pH-value measurement, the monitoring of both concentrations provides extensive opportunities for process optimization and almost unlimited runtime. There are no cost-intensive efforts for calibration or laboratory analyze.

LiquiSonic® 40 facilitates separate inline determination of the concentration of the scrubbing solution and salt without any time delay. Hence, it is possible to sharpen the scrubbing liquid in a defined manner and to keep the liquid concentration always in the range of maximum solubility and absorption. Therefore underdosing, i.e. insufficient scrubbing, is avoided as well as overdosing, i.e. excessive input of materials and related costs.

Examples:

- flue gas scrubber
- gas drying
- phosgene absorber
- sulfur dioxide scrubber
- benfield scrubber
- ammonia facilities
- synthesis gas facilities
- natural gas facilities
- chlorine gas scrubber



Gas absorption process in a jet scrubber

2 LiquiSonic® system



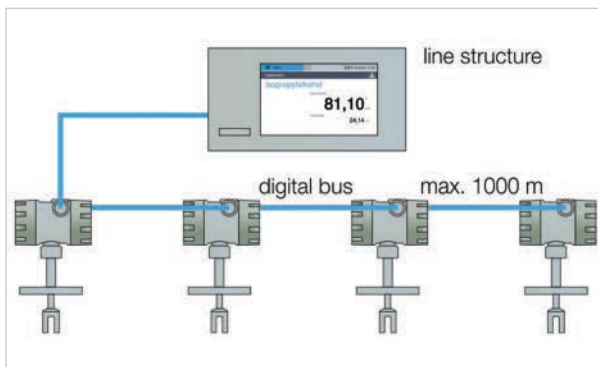
2.1 LiquiSonic® 20 and 30

The LiquiSonic® system consists of one or more sensors and one controller.

The ultrasonic sensor has the actual ultrasonic measuring path and the highly precise temperature detection.

The controller 30 is a highly efficient device which includes up to four sensors. They can be installed in different steps with a standard maximum distance of 1,000 m between controller and sensor. As option, higher distances are possible.

The controller 20 is a variant with a reduced scope of functions and only to one sensor connectable.



Controller with connection of maximum four sensors

Each sensor works autonomous and can be used in different applications. The liquid-wetted parts of the sensor are made of stainless steel DIN 1.4571 as standard. The rugged, completely enclosed design requires no gaskets or “window”, making it totally maintenance-free.

Additional sensor features such as flow / stop or full / empty pipe monitoring greatly advance process control. The LiquiSonic® high-power technology stabilizes measuring results, even when facing gas-bubble accumulations or large-scale signal attenuation through the process flow.

The special sensor electronics are integrated in a closed die-cast housing with a protection degree of IP65. If necessary, the electronics housing can be mounted apart from the sensor.

For use in hazardous areas, the immersion sensor Ex 40-40 is approved by ATEX and IECEx certification (Ex d IIC T1 to T6 Ga/Gb, zone 0 / zone 1) and FM certification (Class I, Division 1, Groups A, B, C, DT1-T6).



Immersion sensor Ex 40-40

The controller 30 processes and displays the measuring results. The operation via the high resolution touch screen is easy and intuitive. Secure network integration including web server allow operating the controller alternatively via browser with a PC or tablet.

The process data is updated every second. The displayed value can be adjusted to internal reference values. If the measuring values exceed or fall below the threshold, the display shows an alarm message and a signal will be sent immediately.

The data can be transmitted in several defined analog or digital forms or through different fieldbus interfaces to communicate with process control systems or computers.

The controller features an integrated data logger which can store up to 2 GB of process information with up to 32 (optional 99) data sets for different process liquids. For processing on the PC, the data can be transferred via network or USB port. In addition, the controller enables creating easily process reports for documentation purposes.

The event log records states and configurations such as manual product switches, alarm messages or system states.

2.2 LiquiSonic® 40

The LiquiSonic® 40 analyzer enables the determination of concentration in 3-component liquids. For example, in neutralization processes it is possible to determine separately the concentration of the scrubbing solution and the salt.

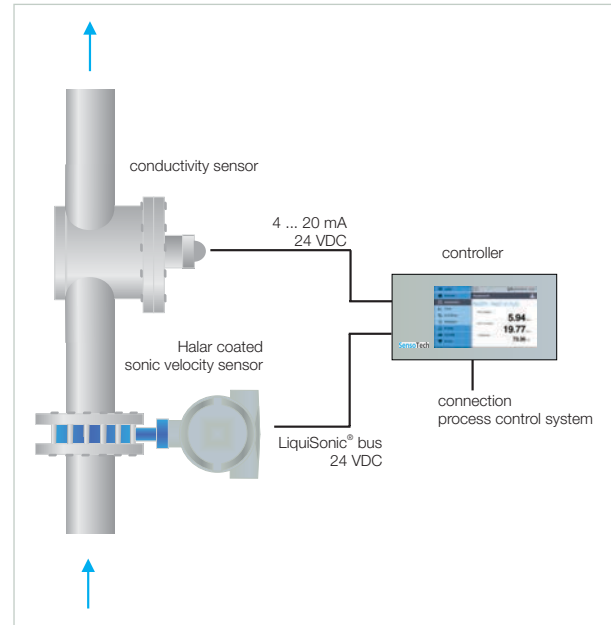
The measuring principle is based on the fact that concentration changes of individual components of a liquid affect physical quantities like sonic velocity, conductivity or density. This characteristic is stored as calculation mode in the evaluation unit (controller) to convert the physical variables in concentration values.

With the parallel detection of two physical variables (sonic velocity and conductivity), it is possible to determine two concentrations at the same time.

The measuring values are available for the user or process control system over analog outputs as well as fieldbus.

For the application in aggressive liquids, the standard LiquiSonic® 40 is equipped with a Halar (also known as E-CTFE) coated flange sensor and a PFA or PEEK coated conductivity sensor, which are chemically resistant to a number of substances.

The flange sensor has a highly efficient ultrasonic ceramic to ensure the measurement even at high portion of gas in the liquid. For the application in hazardous areas, the flange sensor has an ATEX and IECEx approval (II 1/2 G / Ex d IIB T1 to T6 Ga/Gb).



LiquiSonic® 40 measuring point



LiquiSonic® controller and Halar coated flange sensor

2.3 Accessories

There are several possibilities to install the LiquiSonic® analyzer appropriately and to facilitate the integration into the process control system. The following products have proved to be useful.

2.3.1 Controller and field housing

The controller is designed for rack-mounted systems. It is alternatively available with a 19" housing 4 HU.

In order to be able to mount the controller into the field, two variants of field housings made of plastic or stainless steel can be delivered, which meet on-site conditions in an optimal way.



Controller housing 19" 4 HU

material: anodized aluminum
 dimensions: 482.9 (19") x 177 (4 HU) mm
 application: rack-mounted system

2.3.2 UMTS router

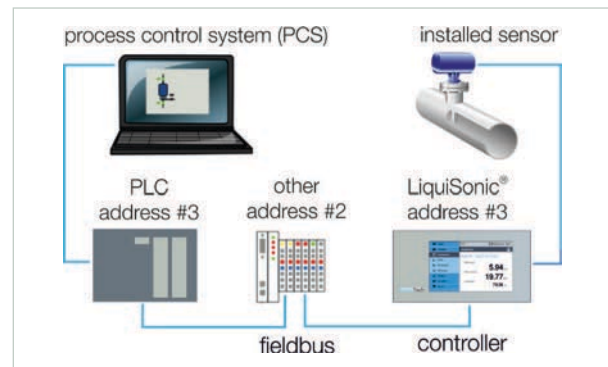
With a UMTS router it is possible to operate remotely the LiquiSonic® controller. For this purpose, the controller is connected to the UMTS router and appropriate IP address must be entered in the browser on the PC.

The remote connection includes the following features:

- uploading new product data sets on the controller
- reading out the controller data storage, e.g. to record product data for unknown liquids
- monitoring and configuration of the controller and sensors
- worldwide and rapid customer support by SensoTech service

2.3.3 Fieldbus

The fieldbus option provides the possibility to integrate the controller in a PCS or to automate the process flow via PLC. Beside the transfer of measuring values like concentration and temperature it is also possible to exchange parameters and control data (for example product switch).



Connection interfaces

The controller supports different fieldbus systems and follows the standards recommended by the respective standards organizations. Common variants are Modbus and Profibus DP.

2.3.4 Network integration

The LiquiSonic® controller has an Ethernet interface, that makes the integration into the corporate network possible. After entering the user name and password, the access to the stored logs is possible.

Integrating the controller into the network enables remote control, view of status information, transfer of product data sets or calibration of products.

The Network integration includes

- web server (HTTP),
- command line (TELNET),
- file transfer (FTP),
- time synchronisation (NTP),
- e-mail notification (SMTP).

3 Quality and support



Enthusiasm for technical progress is the driving force behind our company as we seek to shape the market of tomorrow. As our customer you are at the centre of all our efforts and we are committed to serving you with maximum efficiency.

We work closely with you to develop innovative solutions for your measurement challenges and individual system requirements. The growing complexity of application-specific requirements means it is essential to have an understanding of the relationships and interactions involved.



Creative research is another pillar of our company. The specialists in our research and development team provide valuable new ways to optimize product attributes, such as testing new types of sensor designs and materials or the sophisticated functionality of electronics, hardware and software components.

Our SensoTech quality management also only accepts the best production performance. We have been certified according to ISO 9001 since 1995. All device components pass various tests in different stages of production. The systems have all gone through an internal burn-in procedure. Our maxim: maximum functionality, resilience and safety.

This is only possible due to our employee's efforts and quality awareness. Their expert knowledge and motivation form the basis of our success. Together we strive to reach a level of excellence that is second to none, with a passion and conviction in our work.

Customer care is very important to us and is based on partnerships and trust built up over time. As our systems are maintenance free, we can concentrate on providing a good service to you and support you with professional advice, in-house installation and customer training.

Within the concept stage we analyse the conditions of your situation on site and carry out test measurements where required. Our measuring systems are able to achieve high levels of precision and reliability even under the most difficult conditions. We remain at your service even after installation and can quickly respond to any queries thanks to remote access options adapted to your needs.



In the course of our international collaboration we have built up a globally networked team for our customers in order to provide advice and support in different countries. We value effective knowledge and qualification management. Our numerous international representatives in the important geographical markets of the world are able to refer to the expert knowledge within the company and constantly update their own knowledge by taking part in application and practice-oriented advanced training programs.

Customer proximity around the globe: an important element of our success worldwide, along with our broad industry experience.

Setting the sta

With passio

All based on ab

SensoTech

SensoTech



standards **for process analysis.**
n, that **creates new solutions.**
bsolute **spirit of development.**

SensoTech is a provider of systems for the analysis and optimization of process liquids. Since our establishment in 1990, we have developed into a leading supplier of process analyzers for the inline measurement of liquid concentration and density. Our analytical systems set benchmarks that are used globally.

Manufactured in Germany, the main principle of our innovative systems is to measure ultrasonic velocity and density in continuous processes. We have perfected this method into an extremely precise and remarkably user-friendly sensor technology. Beyond the measurement of concentration and density, typical applications include phase interface detection or the monitoring of complex reactions such as polymerization and crystallization.

Our LiquiSonic® measuring and analysis systems ensure optimal product quality and maximum plant safety. Thanks to their enhancing of efficient use of resources they also help to reduce costs and are deployed in a wide variety of industries such as chemical and pharmaceutical, steel, food technology, machinery and plant engineering, car manufacturing and more.

It is our goal to ensure that you maximize the potential of your manufacturing facilities at all times. SensoTech systems provide highly accurate and repeatable measuring results even under difficult process conditions. Inline analysis eliminates safety-critical manual sampling, offering real-time input to your automated system. Multi-parameter adjustment with high-performance configuration tools helps you react quickly and easily to process fluctuations.

We provide excellent and proven technology to help improve your production processes, and we take a sophisticated and often novel approach to finding solutions. In your industry, for your applications – no matter how specific the requirements are. When it comes to process analysis, we set the standards.



SensoTech GmbH
Steinfeldstr. 1
39179 Magdeburg-Barleben
Germany

T +49 39203 514 100
F +49 39203 514 109
info@sensotech.com
www.sensotech.com

SensoTech Inc.
1341 Hamburg Tpk.
Wayne, NJ 07470
USA

T +1 973 832 4575
F +1 973 832 4576
sales-usa@sensotech.com
www.sensotech.com

SensoTech (Shanghai) Co., Ltd.
申铄科技(上海)有限公司
No. 35, Rijing Road, Pudong New District
上海市浦东新区外高桥自由贸易区日京路35号1241室
200131 上海,中国
China
电话 +86 21 6485 5861
传真 +86 21 6495 3880
sales-china@sensotech.com
www.sensotechchina.com

In liquids, we set the measure.

